



# Diamond Paints Mfg.Co.Ltd

## Pool-Cote

### **Description:**

Pool-Cote is cement and marble based coating for use as a swimming pool plaster finish. Pool-Cote is a factory blended pool plaster that forms a monolithic surface and becomes an integral part of the swimming pool.

### **Uses:**

Pool-Cote is the product of choice when the pool builder wants a high quality, factory blended swimming pool plaster finish that is the standard in the industry. Pool-Cote will give the pool owner a long lasting clean white plaster finish that, when properly maintained, will provide years of enjoyment.

### **Features & Benefits:**

- ✚ Ease of application
- ✚ A hard durable surface
- ✚ Excellent leveling and filling properties
- ✚ An integral part of the pool structure
- ✚ Resists peeling, scaling and blistering
- ✚ Forms a monolithic coating of bright white plaster finish

### **Coverage:**

Pool-Cote is packaged in 70 lb box and must be applied at a rate not to exceed 25-30 square feet per bag. Coverage will vary depending on the porosity of the substrate.

### **Surface Preparation:**

Patch, level or resurface as required to provide a smooth substrate. Surface must be clean, cool, dry and free of dirt, grease, paint, release agents, curing agents, special surface hardeners efflorescence or other foreign matter that may prevent or inhibit proper bonding.

### **Note:**

Only the experienced applicator at pool side can make the decisions as to what surface preparation may be required.

1. On previous plastered pools it is necessary to grind around the tile, lights, returns, etc, to allow for a smooth transition.
2. On previous painted pools, the surface must be sandblasted to remove the old paint completely.
3. Thoroughly wash the surface with a cleaning solution to remove body oils and suntan lotions. Acid wash with a 50/50 solution of muriatic acid and water, rinse with a neutralizing solution of baking soda and water, then finally rinse with clean water.
4. An application of Sure-Bond is highly recommended on previously plastered surfaces as a bond or scratch coat to provide a uniform base for adhesion and even curing.

### **Mixing:**

Measure equal amounts of water and mixing for equal amounts of time from batch to batch will ensure product consistency from batch to batch. Boxing different batch #'s will ensure final colour uniformity. Pool-Cote will require approximately 2-2 ½ gallons of potable water per bag. Start the mixing process by adding 2/3 of the total required to the mixer. Add the appropriate amount of Pool-Cote and then add the remaining 1/3 of the required water. Mix for approximately 5 minutes to bring the material to a workable consistency. Allow the mix to set for 5 minutes, then remix and add additional water if necessary to achieve the desired workable consistency. Do not re-temper the mix after this.

Pool-Cote is a complete product and requires no other additives. To avoid any complications, it is highly recommended that no calcium chloride be used.

If you choose to use calcium chloride, it must be used with caution, as “more is not better”. If 77% purity is used, the maximum is 1/2lb per bag. 77% purity contains 23% filler material, which may include ingredients that could be harmful to the finished product. Always pre-dissolve calcium chloride and remove impurities by straining through cheesecloth.

### **Note:**

At the maximum addition rates, flash setting, trowel burning and other difficulties in both placing and finishing may occur.

Application:

1. After Pool-Cote has been properly mixed, it may be trowel or spray applied over a dampened substrate. The recommended thickness is 3/8”.
2. Slow Pool-Cote to stiffen sufficiently. Let the water leave the surface before smooth troweling the finish.

**Note:**

Only tools that will not mar or stain the Pool-Cote surface should be used. For a smoother surface use a stainless steel trowel to finish.

3. Pool-Cote is designed to be a monolithic coating. Sufficient personnel should be employed to eliminate cold joints. If the pool must be completed in phases, predetermined stopping points must be used, such as tile lane markers, etc.
4. If the entire finishing process is completed in one day, fill the pool immediately and adjust the chemicals as recommended.

**Clean-Up:**

Clean all tools and equipment with water while still wet, cured material can be removed mechanically or chemically.

**Storage:**




Turn inventory regularly and keep baggage product protected from all forms of moisture, both direct and indirect, to assure maximum product usage, uniformity and productivity.

**Technical Services:**

Available upon request

**Maintenance:**

The long-term performance of Pool-Cote will be directly proportional to the care taken during the filling process, the first ninety days of pool maintenance and consistent routine maintenance thereafter. Adjust the chemicals to the following levels in the order as recommended.

-  pH 7.4-7.6
-  Alkalinity 100-125 ppm
-  Calcium 250-400 ppm

- ✚ Chlorine gradually to 2ppm
- ✚ Total dissolved solids <1000 ppm
- ✚ Cyanuric acid <50

**Note:**

During the start-up phase keep the pool pump running 24 hrs a day until the water clears. Refer to start-up procedures at the back of this guide.

**Warranty:**

The effectiveness of this product depends upon its proper application and the condition and preparation of the surface to which it is applied. LIMITED WARRANTY, the product shall be in its unopened package and of the kind specified within. THERE IS NO OTHER WARRANTY OR REPRESENTATION OF ANY KIND, EXPRESS OR IMPLIED (INCLUDING NO WARRANTY OF MERCHANTABILITY OR OF FITNESS FOR A PARTICULAR PURPOSE). No warranty shall be implied by law. This limited warranty continues only until such time as the buyer opens the package and examines its contents.

If the buyer, after opening the package and examining its contents, determines that the product is not of the kind specified herein, the buyer should write to Diamond Paints Mfg.Co.Ltd, 67 Waltham Park Road, Kingston, Jamaica W.I., telephone 901-3029-31, 937-4952, fax: 901-1964, email: [diamondpaints@cwjamaica.com](mailto:diamondpaints@cwjamaica.com), website: [www.diamondpaintsjm.com](http://www.diamondpaintsjm.com), explaining the defect and enclosing a sample of the product.

Upon receipt of the sample from the buyer, will replace the portion of the product that is determined to be defective. This shall be the buyer's sole remedy for breach of warranty and such remedy shall be in lieu of any claim for damages, including consequential damages.

This information contained in this bulletin conforms to the standard detail recommendations and specifications for the installation of the products manufactured by Diamond Paints Mfg.Co.Ltd and are presented in good faith. Diamond Paints Mfg.Co.Ltd assumes no liability, expressed or implied, as to the architecture, engineering or workmanship of any project.